

YH HAZE METER

SURPRISE YOU

Haze/transmittance measurement



Dual Array Silicon
Photonics Diode sensor



Spectral display



Concave Grating



7in color touch screen



Haze meter can easily implement ASTM D1003 non-compensation method, ISO 13468 compensation method, Full light transmittance and haze test, through precise concave grating and 256 pixel CMOS detector, it can accurately collect the transmittance curve of the transmitted sample, and accurately output the various chromaticity data of the transmitted sample.

It can achieve high-precision and repeatable light transmittance, haze and chromaticity data measurement.



Product description

YH1610 haze meter can easily achieve ASTM D1003 non-compensation method, full light transmittance, haze test. Open sample bin can be vertically and horizontally tested to accommodate more samples to be tested. The YH1610 haze meter uses a PDF array detector to meet the CIE $V(\lambda)$ 2 degree visual response. The compensation method can be used to measure the light transmittance and haze with high precision and repeatability.



Glass business Plastic business Film Liquid analysis Laboratory



Vertical haze measurement



Standard measurement

Advantages of haze meter

1

ISO&ASTM

Meet a variety of test requirements, Standards compliant: ASTM D1003/1044, ISO 14782, GB/T 2410, JFJ 1303-2011, CIE 15.2, JIS K7105, JIS K7361, JIS K 7136

2

Simple operation and quick measurement

The YH1610 haze meter is equipped with a large-size touch screen for easy operation. With a PD array detector, CIE $V(\lambda)$ 2 degree visual response enables high precision and repeatable transmittance and fog measurements. USB data output device for docking with laboratory system.

3

Dynamic measurement

Independent light source detector and temperature sensor, constantly monitor light source and environmental change, ensure the reliability of test data.

4

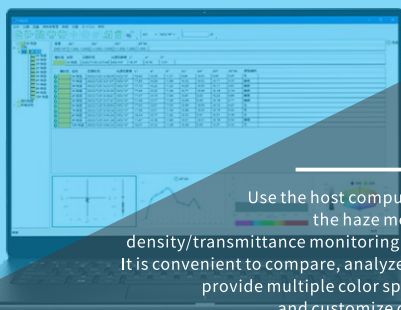
Support a variety of samples

Independent light source detector and temperature sensor, constantly monitor light source and environmental change, ensure the reliability of test data.

5

Support a variety of samples

It provides powerful software for measuring and analyzing fog and light transmittance, which is suitable for quality monitoring and tabulated management of fog and light transmittance data in various industries. The management of users will be digitized at the PC end, the difference of fog and light transmittance will be compared, and the test report form will be generated to facilitate customer customization and management.



PC Software

Use the host computer software to connect the haze meter to the computer for density/transmittance monitoring and data management. It is convenient to compare, analyze, and print test reports, provide multiple color space measurement data, and customize customer management.

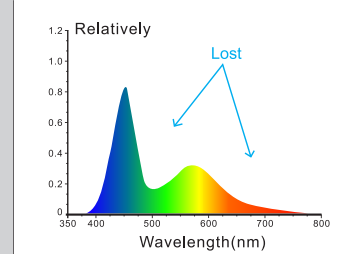
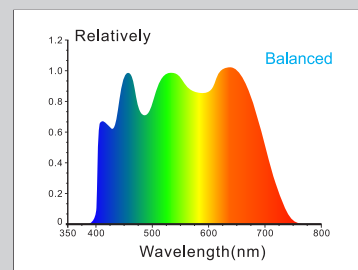


Compensation port



Multiple test light sources
Meet different measurement needs

Full spectrum LED light source



Model: YH1610

Optical Geometry: Transmission: 0/D (parallel light illumination, diffuse reflection reception)

Standards compliant: ASTM D1003/1044,ISO 13468,ISO 14782,GB/T 2410,JJF 1303-2011,
CIE 15.2,GB/T 3978,ASTM E308,JIS K7105,JIS K7361,JIS K7136

Integrating Sphere Size: Φ 154mm

Illuminant: LED lighting

Spectrophotometric Mode: Concave Grating

Sensor: 256 Image Element Double Array CMOS Image Senso

Wavelength Range: 400-700nm (wavelength can be customized)

Wavelength Pitch: 10nm

Semiband Width: 10nm

Transmittance range: 0-100%

Measuring Aperture: Φ 20mm/ Φ 15mm/ Φ 8mm/ Φ 4mm(Choose one)

Sample size: The thickness is less than 105mm

Color Space: CIE LAB,XYZ,Yxy,LCh,s-RGB, β xy

Color Difference Formula: $\Delta E^*ab, \Delta E^*94, \Delta E^*cmc(2:1), \Delta E^*cmc(1:1), \Delta E^*00$

Other Colorimetric Data: Haze(ASTM D1003/1044,ISO 13468), Transmittance T(ISO), Transmittance T(ASTM),WI(ASTM E313,CIE/ISO,AATCC,Hunter),
YI(ASTM D1925,ASTM 313),Absorbance, Pt-Co index, Gardner index

Observer Angle: 2° & 10°

Illuminants: D65,A,C,D50,D55,D75,F1,F2,F3,F4,F5,F6,F7,F8,F9,F10,F11,F12

Displayed Data: Spectral graph, sample chromaticity value, color difference value/graph, chromaticity graph, color simulation, pass/fail result

Measuring Time: about 1.5s

Precision: 0.01

Repeatability: Φ 20mm Caliber,< 0.05

(After the instrument is warmed up and corrected, the standard deviation value of the standard haze sheet with a haze of about 40 is tested at an interval of 5s)

Inter-instrument Error: Φ 20mm Caliber,< 0.04

(After the instrument is warmed up and corrected, test the standard deviation of the haze standard haze sheet and the reference value at an interval of 5s)

Size: Length X Width X Height=487x260x298mm

Weight: About 8.0 kg

Power Supply: DC 24V, 3A Power Adapter

Light Source Device Life: 5 years, more than 3 million times measurements.

Display: 7" TFT Capacitive Screen-touch Display

Data Port: USB & Print serial port & Bluetooth

Data Storage: Standard 5000 Pcs, Sample 20000 Pcs

Language: Simplified Chinese, Traditional Chinese, English

Working Environment: Temperature: 0~40°C; Humidity: 0~85% (No Condensation)

Storage Environment: Temperature: -20~50°C; Humidity: 0~85% (No Condensation)

Standard Accessory: Power adapter, manual, quality management software (download from official website), data cable, 0% calibration box, measuring caliber

Optional Accessory: Micro printer, test fixture, standard haze film, foot switch

Notes: The specifications are subject to change without notice.



SHENZHEN THREEENH TECHNOLOGY CO., LTD.

Address:F/6, Block 5B, Skyworth Inno Valley, Tangtou 1st Road,
Shiyan, Baoan District, Shenzhen, P.R. China

Service Hotline: 400-666-2522

Email: 3nh@3nh.com

Tel: 86-0755-26508999

Fax: 86-0755-27190609